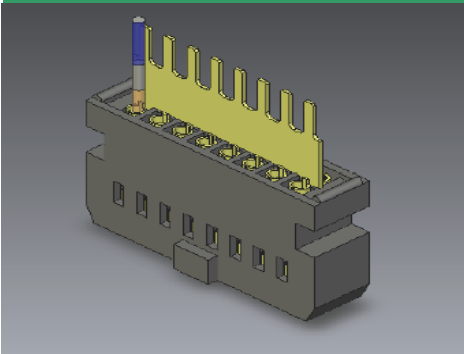


HFS MIL compatible socket housing and Cable Asy.



HFS socket housing is designed to connect with 0.1" double row MIL connector receptacle.

F3dB 3.96GHz @L=500 1.82GHz @L=1500 1.07GHz @L=2500
PW2617BK AWG#26 Coaxial Cable GSGSGS pattern

Socket Contact: Crimping pin AWG#22-#32

Number of contact: 10-64 covers full range of MIL standard receptacles

RoHS compliant

Suited for coaxial cable with less than $\phi 2.0$ jacket size.

■ Features

1. Wideband

Employed GND Blade and optimized connector structure to extract coaxial cable performance.

2. Receptacle

Standard MIL receptacles such as 3M standard MIL and HIF3B series (Hirose)

3. Cable to GND blade connection

Using crimp socket contact (same as standard MIL conn.). Coaxial shield is soldered to GND Blade.

4. Built in strain relief structure

Notch on the GND blade provides strain relief for each soldered cable using heat shrink tube

5. Connector cover

HIF3-10CV, HIF3-16CV(NIF), HIF3-20CV~HIF3-60CV(HIROSE), HFS-10CV~64CV Low profile for further strain relief and Labeling

■ Specification

Rating	Electric current: 1A MAX	Temperature: -55°C ~ +125°C (note 1)
	Operating Voltage: AC200V MAX	Humidity: 40~60%

Item	Specification	Test condition
1. Insulation resistance	>1000M Ω	Measured between adjacent contact
2. Break down Voltage	no spark and voltage breakdown	Apply AC650V between adjacent contact unmated
3. Contact resistance	Less than 15m Ω	measure @100mA
4. Vibration	no spark and voltage breakdown	10→55Hz, swing 1.52mm or 98m/s ² sweep 1min. /X·Y·Z axis 2 hours each
5. AntiShock	no discontinuity over 1 μ S R<15 m Ω	490m/s ² , 11mS Half Sine wave, X·Y·Z axis 3times each (9 time total)
6. Durability	contact resistance variation <10m Ω	500 cycles
7. Temperature Cycle	No obvious degradation	-55°C: 30min. → 25°C (room Temp) : max 5min. → 125°C: 30min → 25°C (room Temp) : max 5min/5cycles
8. Moisture Resistance	Insulation resistance >1000M Ω (dry)	Temperature 40°C, Humidity 90~95%, 96Hours
9. Slot spray test	contact resistance variation <10m Ω	Salt(NaCl) moist 5% at temperature 35°C, 48hours

note 1) Includes temperature rise by operating current

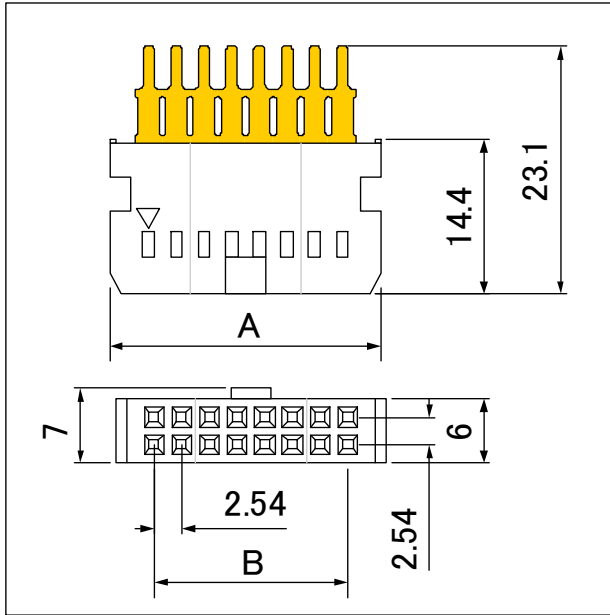
■ Material

Socket Housing

Parts	Material	Finish / Color	Note
Body	grass filled LCP	Black	UL94V-0
GND Blade	Cu alloy	Solder resist / gold plating	-
Socket Contact	Cu alloy	gold plate	-

HFS connector is supplied as a cable harness

Socket Housing





Parts Name	Pins	A	B	#of Key
HFS-10A	10	17.27	10.16	1
HFS-14A	14	22.35	15.24	
HFS-16A	16	24.89	17.78	
HFS-20A	20	29.97	22.86	
HFS-26A	26	37.59	30.48	
HFS-30A	30	42.67	35.56	
HFS-34A	34	47.75	40.64	
HFS-40A	40	55.37	48.26	
HFS-50A	50	68.07	60.96	2
HFS-50B	50	68.07	60.96	1
HFS-60A	60	80.77	73.66	2
HFS-60B	60	80.77	73.66	1
HFS-64A	64	85.85	78.74	2
HFS-64B	64	85.85	78.74	1

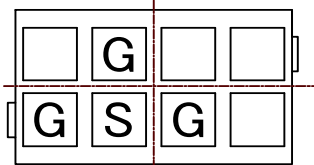
HFS socket housing is constructed with GND blade and socket mold modules

Coaxial Cable Assembly

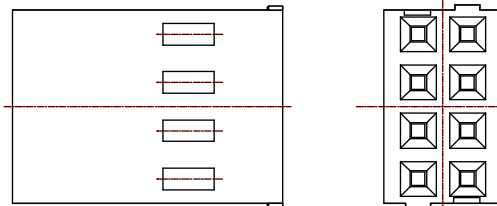
GND pin connected to GND Blade



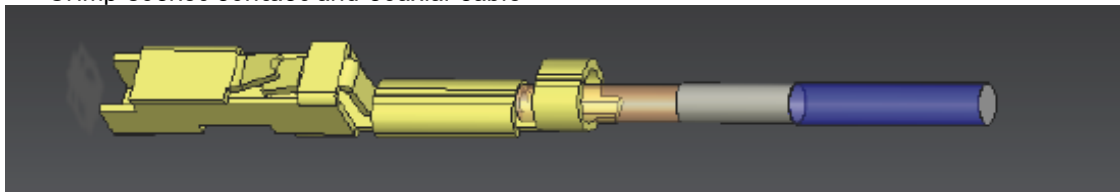
pin assignment G: GND pin S: signal pin



Socket Mold 8P



Crimp socket contact and coaxial cable



Nihon I/F K.K. contact: info@nif-kk.co.jp URL <http://www.nif-kk.co.jp>
 〒112-0011 Bunkyo-ku-sengoku-Tokyo TEL:03-5976-4560 FAX:03-5976-8802

Contents of this catalog is as of 2009/11/3. It's contents may change without notice.

